

Scaled data based on original data using
LM-79-08 Approved Method: Electrical and Photometric Measurements of Solid-
State Lighting Products

Test Report Prepared for
Cooper Lighting Solutions
(formerly Eaton)

Brand: McGRAW-EDISON

Report Number: P386049

Luminaire Tested: **GWC-SA1C-830-U-SL2**

Issue Date: 3/3/2020

Test Information

Test Method: LM-79-08
Report Number: P386049
TEST IS SCALED FROM IESNA LM-79-08 TEST DATA (G2-1903-205-20)
Test Lab: INNOVATION CENTER
Issue Date: 3/3/2020
Manufacturer: COOPER LIGHTING SOLUTIONS (FORMERLY EATON)
Product Line: MCGRAW-EDISON
Catalog Number: GWC-SA1C-830-U-SL2
Description: GALLEON WALL LUMINAIRE
(1) 80 CRI, 3000K, 1050mA LIGHTSQUARE WITH 16 LEDS AND TYPE II SPILL
LIGHT ELIMINATOR OPTICS
Light Source: -
Ballast/Driver: ELECTRONIC DRIVER

Summary

Lumens per Lamp: N/A
Luminaire Lumens: 5880 lumens
Efficiency: N/A
Efficacy: 101.4 lumens/watt
Luminous Opening: Rectangular (W 0.5' x L: 0.5' x H: 0')
IES Classification: Type III - Medium
BUG Rating: B1 - U0 - G2

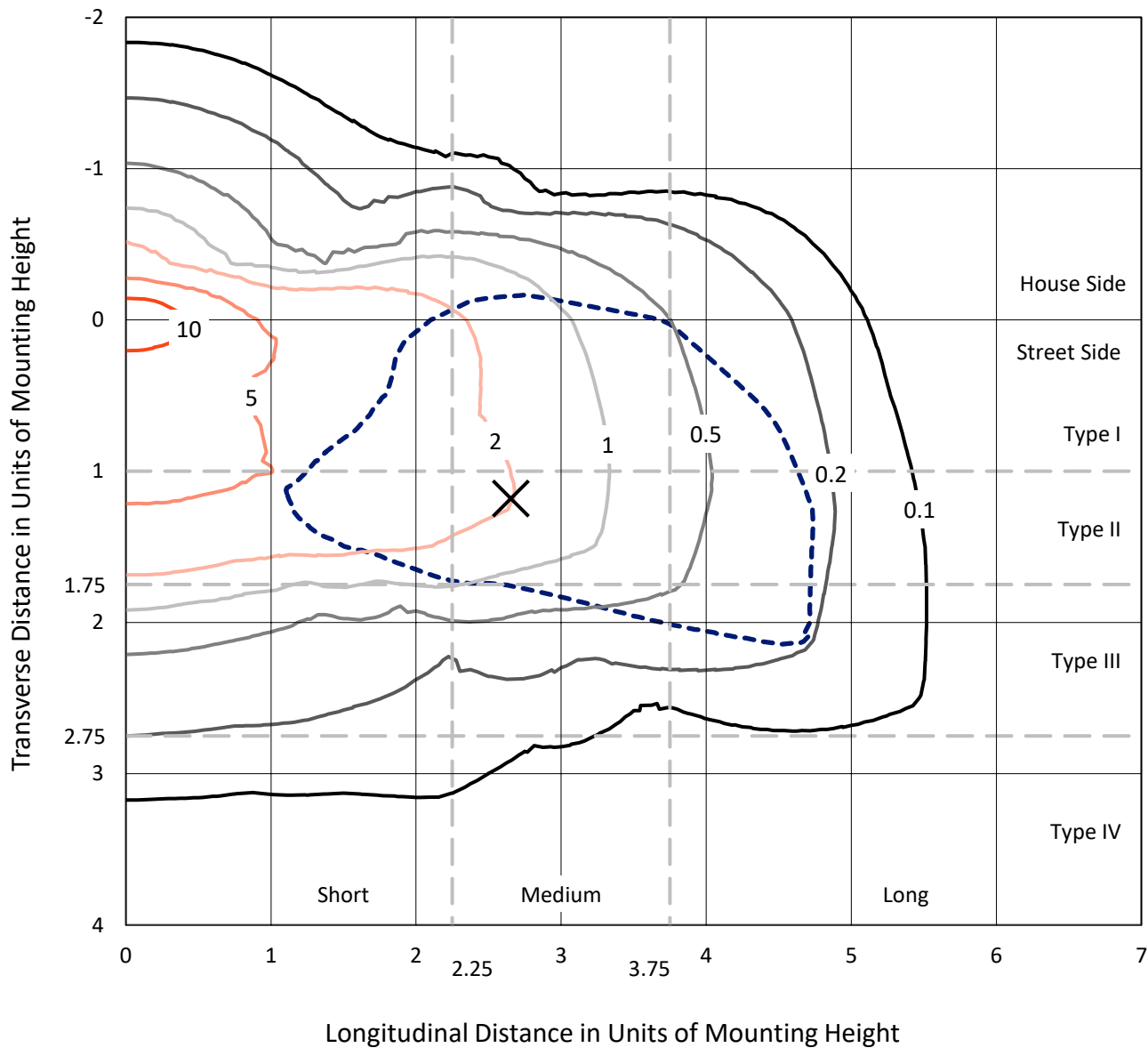
Input Watts (W): 58
Input Voltage (V): NR
Input Current (A_{in}): NR
Voltage Rise (V): NR
Power Factor: NR
Total Harmonic Distortion (THDi): NR
Frequency (hertz): 60
Stabilization Time: NR
Operation Time: NR
Ambient Temperature (°C): NR
Test Distance: 24 FT



REPORT NUMBER: P386049
 CATALOG NUMBER: GWC-SA1C-830-U-SL2

Iso-Footcandle Lines of Horizontal Illumination

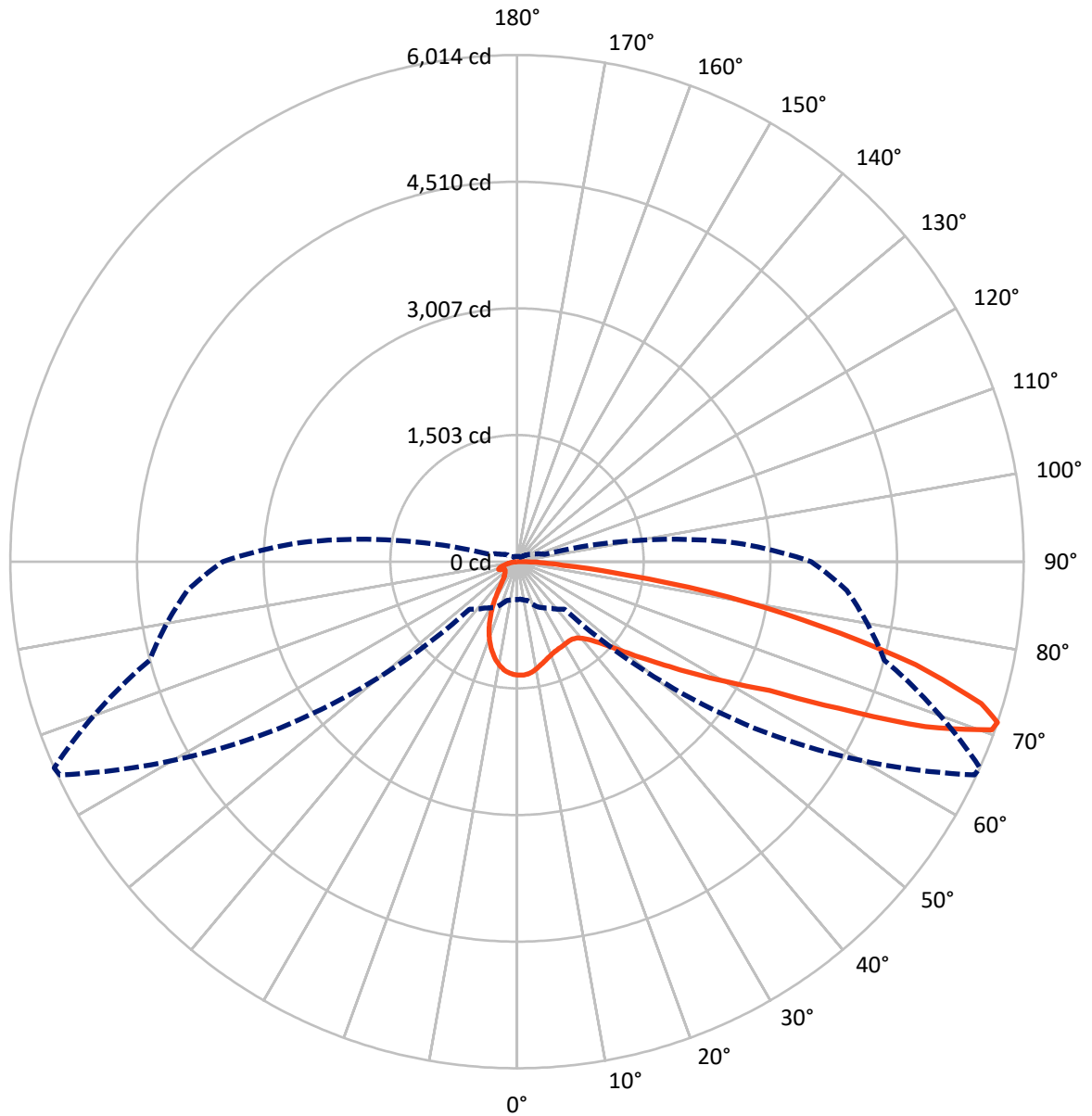
× Max cd
 - - - 1/2 Max cd



Based on 10 foot mounting height. Maximum calculated value = 13.5 fc
 Type III - Medium - N/A

REPORT NUMBER: P386049
CATALOG NUMBER: GWC-SA1C-830-U-SL2

Luminous Intensity Polar Plot



— Vertical Plane Through 66-Deg Lateral - - - Horizontal Cone Through 71-Deg Vertical

REPORT NUMBER: P386049

CATALOG NUMBER: GWC-SA1C-830-U-SL2

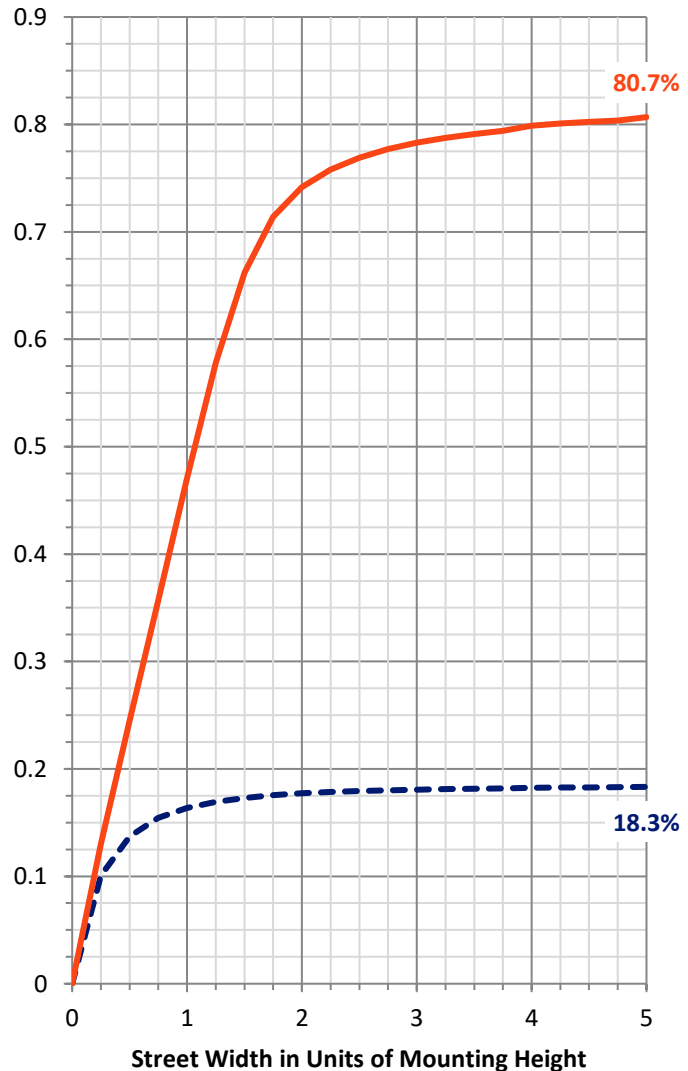
FLUX DISTRIBUTION:

		Downward	Upward	Total
House Side	Lumens	1089.7	0.0	1089.7
	% Fixture	18.5	0.0	18.5
Street Side	Lumens	4790.3	0.0	4790.3
	% Fixture	81.5	0.0	81.5
Total	Lumens	5880.0	0.0	5880.0
	% Fixture	100.0	0.0	100.0

ZONAL LUMENS:

Zone	Lumens	% Fixture
0°-10°	118.6	2.0
10°-20°	284.4	4.8
20°-30°	382.0	6.5
30°-40°	502.5	8.5
40°-50°	731.0	12.4
50°-60°	1141.9	19.4
60°-70°	1430.4	24.3
70°-80°	1091.1	18.6
80°-90°	198.1	3.4
90°-100°	0.0	0.0
100°-110°	0.0	0.0
110°-120°	0.0	0.0
120°-130°	0.0	0.0
130°-140°	0.0	0.0
140°-150°	0.0	0.0
150°-160°	0.0	0.0
160°-170°	0.0	0.0
170°-180°	0.0	0.0
0°-90°	5880.0	100.0
0°-180°	5880.0	100.0

Coefficient of Utilization



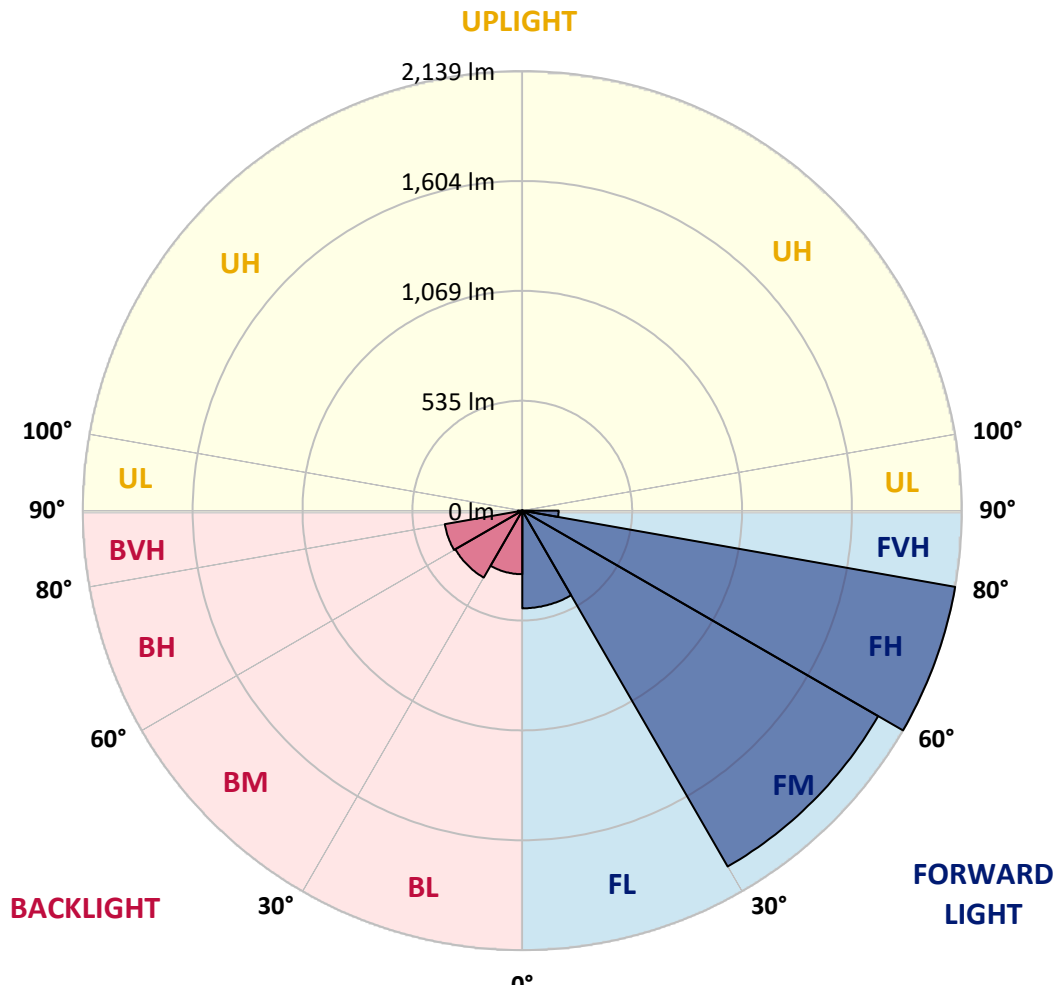
REPORT NUMBER: P386049

CATALOG NUMBER: GWC-SA1C-830-U-SL2

LUMINAIRE CLASSIFICATION SYSTEM LUMEN TABLE AND BUG RATING:

Zone	Lumens	% Fixture	Zone Rating/Lumen Limit		
			B	U	G
FL (0°-30°)	475.5	8.1			
FM (30°-60°)	1999.5	34.0			
FH (60°-80°)	2138.6	36.4			G2/5000
FVH (80°-90°)	176.7	3.0			G2/225
BL (0°-30°)	309.5	5.3	B1/500		
BM (30°-60°)	375.9	6.4	B1/1000		
BH (60°-80°)	382.9	6.5	B1/500		G1/500
BVH (80°-90°)	21.4	0.4			G1/100
UL (90°-100°)	0.0	0.0		U0/0	
UH (100°-180°)	0.0	0.0		U0/0	

BUG Rating: B1-U0-G2
 Type III Medium





REPORT NUMBER: P386049
 CATALOG NUMBER: GWC-SA1C-830-U-SL2

CANDELA DISTRIBUTION (FULL):

	0°	5°	15°	25°	35°	45°	55°	65°	66°	75°	85°
0°	1347.0	1347.0	1347.0	1347.0	1347.0	1347.0	1347.0	1347.0	1347.0	1347.0	1347.0
2.5°	1322.0	1320.0	1326.1	1332.4	1334.8	1338.9	1345.0	1348.4	1348.2	1348.8	1346.8
5°	1234.3	1231.7	1243.9	1253.8	1272.9	1294.4	1320.6	1339.3	1339.7	1350.2	1353.1
7.5°	1151.3	1149.5	1163.5	1179.5	1201.6	1234.5	1277.0	1317.2	1319.6	1348.2	1358.2
10°	1084.7	1084.3	1097.9	1115.4	1141.1	1177.9	1226.6	1285.5	1289.1	1338.5	1359.0
12.5°	1032.7	1033.5	1045.3	1065.2	1092.4	1130.8	1183.6	1250.0	1255.8	1323.0	1354.3
15°	994.4	997.6	1007.1	1027.2	1054.0	1093.0	1147.2	1217.1	1226.0	1305.8	1351.7
17.5°	972.4	976.1	982.8	999.4	1024.6	1062.2	1113.5	1190.1	1198.2	1292.6	1351.9
20°	965.9	969.0	972.8	983.0	1004.3	1038.4	1086.9	1165.7	1174.4	1282.0	1353.9
22.5°	978.7	981.0	981.4	980.6	993.5	1021.4	1067.6	1147.8	1157.2	1275.1	1355.3
25°	1006.1	1009.2	1006.9	999.4	995.2	1012.2	1057.7	1136.1	1145.4	1270.1	1352.5
27.5°	1047.3	1047.8	1045.9	1036.2	1016.1	1013.2	1054.7	1129.2	1138.1	1264.2	1346.6
30°	1103.4	1106.0	1102.8	1089.6	1056.7	1029.5	1058.3	1122.5	1130.6	1256.7	1337.0
32.5°	1169.0	1175.4	1175.2	1161.4	1114.3	1065.8	1073.3	1118.4	1124.7	1248.7	1325.5
35°	1237.0	1245.9	1262.5	1256.7	1198.4	1123.3	1102.2	1124.9	1129.2	1247.7	1317.4
37.5°	1307.6	1316.5	1350.9	1366.7	1298.5	1205.5	1147.6	1147.8	1149.9	1260.1	1316.7
40°	1381.5	1391.0	1442.6	1483.8	1428.2	1309.6	1220.9	1195.7	1193.5	1290.6	1328.7
42.5°	1485.0	1493.6	1555.5	1608.1	1572.1	1443.0	1322.2	1269.6	1265.0	1350.2	1367.1
45°	1616.0	1623.3	1689.1	1745.3	1726.8	1595.3	1449.5	1371.4	1370.5	1449.7	1444.8
47.5°	1771.7	1777.4	1836.5	1890.9	1897.6	1770.5	1609.5	1528.3	1515.1	1586.1	1565.2
50°	1933.9	1940.2	1980.4	2038.9	2088.6	2005.0	1815.3	1720.5	1702.9	1766.2	1735.8
52.5°	2041.3	2049.6	2084.5	2158.6	2303.4	2262.0	2058.8	1953.6	1926.8	1984.5	1961.1
55°	1993.4	2012.1	2065.5	2184.2	2475.1	2654.6	2359.0	2225.4	2195.2	2243.1	2229.3
57.5°	1775.6	1801.1	1874.0	2057.3	2499.3	3000.5	2813.0	2545.6	2524.3	2510.5	2516.8
60°	1377.4	1402.0	1492.4	1731.3	2331.0	3253.1	3496.1	2940.2	2909.4	2778.8	2784.5
62.5°	974.9	962.5	1024.4	1199.2	1894.1	3282.7	4273.4	3468.1	3366.6	3062.3	3037.3
65°	743.4	740.6	768.4	824.0	1147.2	2928.1	4736.5	4355.2	4196.7	3395.6	3336.7
67.5°	610.9	605.8	633.2	714.2	738.8	1889.0	4746.7	5384.5	5228.8	3810.6	3683.1
70°	502.3	496.6	522.2	626.7	682.7	958.0	3994.9	5987.3	5978.9	4336.0	3944.6
71°	450.3	446.2	476.9	593.0	670.8	798.5	3449.2	5988.9	6013.9	4513.8	3929.1
72.5°	366.6	368.1	400.5	527.8	661.8	705.1	2535.0	5709.8	5762.5	4683.3	3788.8
75°	243.6	244.8	287.5	406.0	641.7	689.8	1393.3	4791.1	4888.2	4581.8	3457.3
77.5°	163.6	163.2	192.3	278.5	559.1	689.8	816.9	3583.4	3690.0	3645.7	2665.4
80°	112.7	111.9	132.4	192.3	423.3	698.2	631.6	2511.3	2543.6	1968.8	1083.3
82.5°	69.0	69.6	86.5	135.8	288.1	628.3	596.3	1369.3	1334.2	552.2	270.6
85°	39.6	39.4	55.2	92.0	184.9	530.3	581.4	589.3	540.6	166.3	97.9
87.5°	14.2	15.2	29.6	51.0	106.0	369.3	493.3	306.6	276.3	75.1	44.3
90°	0.0	0.0	0.0	0.0	0.0	0.0	0.0	0.0	0.0	0.0	0.0



REPORT NUMBER: P386049

CATALOG NUMBER: GWC-SA1C-830-U-SL2

CANDELA DISTRIBUTION (continued):

	90°	95°	105°	115°	125°	135°	145°	155°	165°	175°	180°
0°	1347.0	1347.0	1347.0	1347.0	1347.0	1347.0	1347.0	1347.0	1347.0	1347.0	1347.0
2.5°	1345.4	1346.6	1345.2	1337.0	1330.1	1319.0	1312.7	1304.0	1301.3	1300.1	1303.3
5°	1350.4	1350.9	1338.9	1317.6	1293.6	1265.4	1245.1	1220.1	1208.3	1203.3	1206.5
7.5°	1355.1	1353.3	1327.1	1286.3	1242.0	1192.9	1149.3	1109.3	1085.9	1076.4	1077.2
10°	1355.7	1348.0	1306.0	1242.8	1174.2	1102.2	1035.2	973.4	934.5	909.1	916.8
12.5°	1349.4	1336.4	1274.9	1186.6	1091.4	993.1	902.6	810.0	754.4	728.6	729.4
15°	1344.6	1321.0	1236.8	1120.4	992.5	862.4	738.8	630.0	570.7	544.3	531.9
17.5°	1340.5	1304.4	1192.5	1045.9	875.8	710.8	562.1	465.1	432.6	424.9	421.7
20°	1334.8	1286.7	1143.2	959.6	742.8	541.0	410.5	362.6	362.8	371.7	372.9
22.5°	1326.9	1266.6	1090.6	862.8	600.1	394.0	321.8	308.0	322.0	339.0	342.1
25°	1315.1	1242.8	1032.1	755.8	457.6	302.9	274.9	274.3	291.3	309.2	311.8
27.5°	1298.5	1211.8	967.2	640.9	337.2	257.4	246.3	250.5	263.1	276.1	277.1
30°	1276.1	1175.7	895.5	519.7	264.3	229.2	228.0	231.8	239.6	248.7	249.5
32.5°	1251.6	1138.9	819.0	402.4	226.4	214.0	215.2	217.0	220.7	224.3	225.1
35°	1229.2	1101.3	740.6	305.7	208.3	204.0	203.2	202.8	203.2	202.0	202.2
37.5°	1214.8	1070.3	659.0	243.4	197.9	195.3	192.9	189.8	186.4	184.3	184.7
40°	1209.6	1047.1	576.4	210.3	189.4	187.6	182.9	176.4	172.4	171.1	171.1
42.5°	1223.8	1035.2	496.6	193.7	182.3	179.3	171.5	164.0	161.0	160.8	160.6
45°	1267.2	1040.0	420.6	184.5	175.8	169.9	159.8	153.5	151.4	151.9	151.7
47.5°	1345.2	1070.7	355.7	178.4	169.3	161.6	150.2	145.2	142.7	142.7	142.9
50°	1477.7	1142.4	303.9	173.4	163.8	153.9	143.3	137.0	133.8	133.6	133.6
52.5°	1670.8	1270.7	271.6	169.1	157.7	147.0	136.4	128.5	124.7	123.8	123.4
55°	1912.8	1454.6	262.7	166.3	149.6	139.5	128.1	120.2	115.9	114.1	113.9
57.5°	2183.4	1678.3	280.4	162.8	141.3	130.5	119.0	111.5	107.0	104.8	104.6
60°	2457.3	1922.5	352.4	157.9	134.4	120.8	109.6	102.7	98.3	95.8	95.4
62.5°	2731.5	2180.0	499.6	157.5	129.5	111.5	100.1	94.2	89.9	87.3	86.7
65°	3040.9	2461.7	666.9	168.3	127.9	102.9	90.3	85.7	82.0	79.6	79.4
67.5°	3396.2	2779.9	650.9	190.4	133.4	95.2	81.2	77.6	74.9	72.9	72.7
70°	3562.9	2730.1	404.6	206.1	141.1	87.7	72.5	69.8	67.8	66.4	65.8
71°	3493.0	2592.3	339.2	204.2	140.3	84.5	69.0	67.0	65.0	63.7	63.1
72.5°	3302.6	2364.1	283.0	190.0	131.1	78.6	64.6	62.5	60.7	59.3	58.9
75°	2963.6	2111.3	226.6	151.9	104.6	66.4	56.6	54.4	53.0	52.2	51.4
77.5°	2178.5	1506.8	175.2	120.0	76.9	54.2	48.3	46.7	45.3	44.1	43.4
80°	834.6	583.7	118.0	89.5	56.4	42.8	39.0	38.2	36.7	35.9	35.9
82.5°	224.7	174.4	62.9	54.2	37.8	31.3	29.8	29.4	28.2	26.6	26.8
85°	91.0	76.9	35.3	29.8	23.1	18.5	20.1	20.3	18.9	16.9	17.1
87.5°	40.0	32.7	19.7	13.2	10.2	7.1	9.1	9.1	8.3	6.9	6.3
90°	0.0	0.0	0.0	0.0	0.0	0.0	0.0	0.0	0.0	0.0	0.0

Signify Classified - Internal
Cooper Lighting Solutions Photometric Lab
1121 Highway 74 South
Peachtree City, GA 30269

Scaled Data Report



Report Generated By 670245982

Signify Classified - Internal
Cooper Lighting Solutions Photometric Lab
1121 Highway 74 South
Peachtree City, GA 30269

Scaled Data Report



Signify Classified - Internal
Cooper Lighting Solutions Photometric Lab
1121 Highway 74 South
Peachtree City, GA 30269

Scaled Data Report



Signify Classified - Internal
Cooper Lighting Solutions Photometric Lab
1121 Highway 74 South
Peachtree City, GA 30269

Scaled Data Report





--- HS — SS

Signify Classified - Internal
Cooper Lighting Solutions Photometric Lab
1121 Highway 74 South
Peachtree City, GA 30269

Scaled Data Report



u

Signify Classified - Internal
Cooper Lighting Solutions Photometric Lab
1121 Highway 74 South
Peachtree City, GA 30269

Scaled Data Report



Signify Classified - Internal
Cooper Lighting Solutions Photometric Lab
1121 Highway 74 South
Peachtree City, GA 30269

Scaled Data Report



(END OF REPORT)